



Eddie Bauer® 1/2-Zip Base Layer Fleece. EB236



This smooth-faced fleece is designed for next-to-skin comfort. Sleek and functional, it easily transitions from outdoor pursuits to everyday wear. Flat seam details. Reverse coil zipper. Open cuffs and hem. Contrast Eddie Bauer logo heat transfer on left sleeve. Made of 9.3-ounce, 100% polyester fleece. **

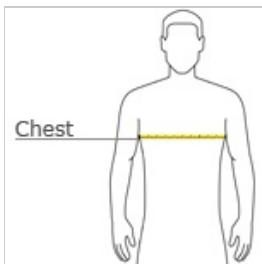


front



back

HOW TO MEASURE








CHEST
With arms down at sides, measure around the upper body, under arms and over the fullest part of the chest.

SIZE CHART

	XS	S	M	L	XL	2XL	3XL	4XL
Chest	32-34	35-37	38-40	41-43	44-46	48-50	52-54	55-57

COLOR INFORMATION

				
Black PMS NTR Black	Cobalt Blue PMS No match	Iron Gate PMS 7540 C	Vivid Lime PMS 367 C	White PMS White